

Gray Correlation Analysis on the Relationship Between Colloidal Structure and Chemical Component of Asphalt Colloid and Performance

DOI: 10.15255/KUI.2014.029
KUI-2/2015
Original scientific paper
Received October 21, 2014
Accepted December 10, 2014

Y. B. Lei,^a X. J. Cao,^{b*} and Y. J. Ding^c

^a Department of Architecture & Civil Engineering,
Institute of Logistics Engineering of PLA, 401 311 Chongqing, PR China

^b School of Civil Engineering, Chongqing Jiaotong University,
400 074 Chongqing, PR China

^c Department of Civil and Environment Engineering,
The University of Tennessee, 37 996 Knoxville, USA

Abstract

Asphalt is considered a colloidal material and it is important to study the relationship between its colloidal structure, chemical components and performance. The aromatic nucleus content of asphalt at different depth analysed by attenuated total reflection (ATR) was taken as the index of colloid structure. The gray correlation was used to analyse the relationship between colloidal structure and chemical components of asphalt gel and performance. The results show that the correlation degree between the index of colloidal structure and saturates and resins is high, which proves that saturates and resins play an important role in asphalt colloid structure. With regard to the asphalt performance indexes, the complex modulus G^* and the tangent of the phase angle ($\tan \delta$) have good correlation with the index of colloidal structure at the temperature of 30 – 70 °C but poor correlation at the temperature of 70 – 90 °C. Low temperature performance has a good correlation with colloid structure index, and t_g can better reflect the characteristics of colloidal structure. The analysis shows that the colloidal structure of asphalt is a complex system and it is necessary to use more than one index to characterize the performance.

Keywords

Asphalt, colloidal structure, gray correlation, chemical component

Introduction

Asphalt is an organic matter of complex chemical composition, and a complex colloidal system, similar to polymer solution. It consists of mineral oil whose relative molecular weight is between 470 and 980, such as saturates and aromatics, resins whose relative molecular weight is between 780 – 1400, and asphaltenes whose relative molecular weight are 800 – 3500.^{1–5} Among them, asphaltenes with high molecular weight are wrapped by resins, which form micelles and are dispersed in oil media. This kind of colloidal system has a unique liquidity and typical rheological properties.^{6–7}

This model is confirmed by some experimental results. For example, small angle X-ray scattering (SAXS) and small angles neutrons scattering (SANS) confirm that asphaltenes form micelles in asphalt.^{8,9} It was also shown that the diffusion pattern observed in SAXS or SANS experiments, disappeared once the asphaltenes were removed from the asphalt.⁸ The atomic force microscopy (AFM) shows a peculiar “bee” structure that was initially only found for a “gel” bitumen. The same “bee” structure (also called

catana phase) was repeatedly observed in other works with an average height between 22 and 85 nm and a typical distance between strips of order 150 nm.^{10,11} The link between the extent of “bee” phase and the asphaltene has been confirmed in one study¹² when it was discarded and a correlation was instead proposed with the metal content of the bitumen in another one.¹⁰ The SEM observation of the same “gel” bitumen that gave “bee” structure in AFM, showed connecting aggregates of what was believed to be asphaltene particles of diameter around 100 nm.¹³

However, it is still difficult to make an exact description of the colloidal system and there are a few studies of the relationship between colloidal structure and chemical composition and performance indexes of asphalt. The reason is that the chemical composition of asphalt is complicated and it is difficult to describe the colloidal structure quantitatively.

Attenuated total reflection (ATR) technology can be used to analyse the difference between the structure of the surface and the interior.^{14–16} Therefore, by using ATR, the aromatic nucleus content of asphalt at different depths with changing the incident angles was taken as the index of colloid structure. Furthermore, the correlation of this index and chemical composition and performance of the asphalt was

* Corresponding author: Assoc. Prof. Xuejuan Cao
e-mail: caoxuejuan79@foxmail.com

analysed to confirm which component and performance index has good correlation. In this paper, SARA fractions of asphalt and part of the high and low temperature performance indexes were chosen for study.

Materials and experimental procedure

Materials

Four different types of asphalt, such as *Japan 70*, *Huanxil-ing 130*, *Kelamayi Basic* and *Zhenhai 90* were chosen. They have different grades and are commonly used in asphalt industry.

ATR test

Nicolet Magna IR 560 with attenuated total reflection (ATR) attachment was used to measure the spectrum of four kinds of asphalt. The incident angle was 40°, 50°, 60° respectively. The revolution was four (4) and the scan times 20.

DMTA test

The DuPont DMTA 983 was used. The heating rate was 2 °C min⁻¹, scanning frequency was 10 Hz and the measuring temperature ranged 30 – 100 °C.

DSC test

The Netzsch DSC 204 was used. The heating rate was 10 °C min⁻¹ and the measuring temperature ranged from –120 to 120 °C.

Penetration test

Penetration test was carried out according to *ASTM D5-73* (100 g, 5 s, 25 °C)

Softening point test

Softening point test was carried out according to *ASTM D36*.

SARA fraction method

According to *ASTM D4425*, SARA method was used to separate the four fractions of asphalt.

Results and discussion

Colloidal structure characteristic analysis

With regard to ATR test, the incident angles of 40°, 50° and 60° were chosen. It is known that the incident depth decreases as the incident angle increases, which means more surface information can be obtained with a smaller incident angle. Generally, the absorbance peak of aromatic nucleus of asphalt appears around 1600 cm⁻¹, and by comparing the intensity of the 1600 cm⁻¹ region (A_{1600}) to that of 1455 cm⁻¹ (A_{1455}), which is attributed to saturated C–C vibrations, the relative degree of aromatic nucleus content can be estimated.¹⁷ The peak area ratio of four kinds of asphalt in different incident angles is shown in Fig. 1.

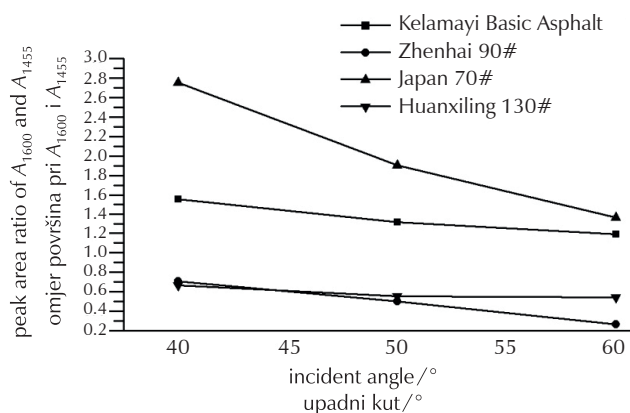


Fig. 1 – Benzene ring content ratio of different asphalts
Slika 1 – Omjer sadržaja benzenovih prstena različitih asfalta

As shown in Fig. 1, the relative peak intensity of aromatic nucleus becomes weak with increasing incident angle, which means less aromatic nucleus content on the surface. This result is in accordance with the general view on colloidal structure model of asphalt. In this model, asphaltenes with more aromatic structure are in the centre and absorb some micelles to form the disperse phase. The aromatic content becomes lower and the polarity becomes weaker as distance from the centre increases. When the distance continues to increase, the main substances become aliphatic oil of lower polarity as dispersion medium.

The aromatic content of each fraction in asphalt has great impact on the colloidal structure. It can form colloidal structure only if the aromatic content of maltene matches the dispersion phase. Sufficient aromatic content in maltene easily forms sol type asphalt but deficient aromatic content will form gel type asphalt. Therefore, in this paper, the relative aromatic nucleus content at the incident angles of 60 degrees and 40 degrees are respectively considered as the representative values of aromatic nucleus content of surface and interior. The ratio of the surface representative values to the interior representative value is taken as an evaluation index of asphalt colloidal structure. Table 1 lists the ratio A_{1600}/A_{1455} at the incident angle of 60 degrees to that at the incident angle of 40 degrees of four kinds of asphalt.

Table 1 – Ratio of A_{1600}/A_{1455} at 60° to at 40°

Tablica 1 – Omjer A_{1600}/A_{1455} pri upadnom kutu 60° i 40°

Asphalt Asfalt	Kelamayi Basic Asphalt	Japan 70#	Zhenhai 90#	Huanxil-ing 130#
ratio omjer	0.377	0.376	0.497	0.764

Four fractions of asphalt

Table 2 lists the content of four fractions. It can be seen that there is an apparent difference in the content of the four fractions because of different source, which might affect the performance of asphalt colloid.

Table 2 – Content of four fractions of different asphalt
 Tablica 2 – Sadržaj četiriju frakcija različitog asfalta

Asphalt Asfalt	w/%			
	Saturates Zasićeni	Aromatics Aromatski	Resins Smole	Asphaltenes Asfalteni
Huanxiling 130#	32.00	31.40	33.20	3.40
Kelamayi Basic Asphalt	31.10	32.80	36.10	0
Japan 70#	19.10	48.40	22.00	10.50
Zhenhai 90#	24.90	40.50	28.30	6.30

Analysis on high temperature performance

Pavements withstand repeated and continuous traffic loads. Therefore, to know the true mechanical response of asphalt binder, it is necessary to study the deformation behaviour under dynamic loading conditions, which is the dynamic viscoelastic behavior.^{18,19} Therefore, Dynamic Mechanical Thermal Analysis (DMTA) was used to analyse the dynamic viscoelastic behaviour of asphalt.

Two parameters, complex modulus G^* , the tangent of the phase angle $\tan \delta$ were adopted to describe the dynamic viscoelastic behaviour of asphalt. Among them, G^* represents the ability to resist deformation, $\tan \delta$ represents the relative contribution of elastic and viscous part of asphalt, and higher G^* or lower $\tan \delta$ is beneficial to resist rutting. In this paper, G^* and $\tan \delta$ are thought as two separate high temperature performance indexes.

Fig. 2 shows the complex modulus G^* of the different kinds of asphalt at temperatures between 30 to 100 °C. It can be seen from Fig. 2 that the complex modulus changes slightly from 30 to 70 °C, but slopes downwards when the temperature exceeds 70 °C, indicating that the ability to resist high temperature deformation drops.

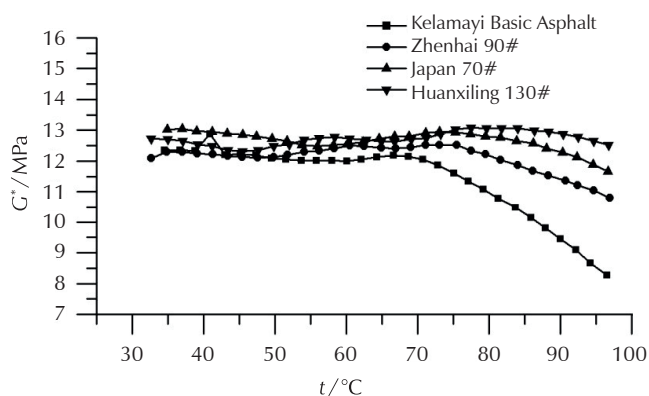


Fig. 2 – Temperature- G^* curve for different asphalts
 Slika 2 – Temperaturna ovisnost G^* različitih asfalta

Fig. 3 shows the curves of $\tan \delta$ of the different kinds of asphalt at 30 – 100 °C. The $\tan \delta$ of four kinds of asphalt

begins to rise as temperature is around 70 °C. The reason is that the state of asphalt goes directly from glassy state to viscous flow state without passing through elastomeric state. Fig. 3 also indicates that the asphalt has apparent temperature sensitivity around 70 °C and the viscosity increases rapidly.

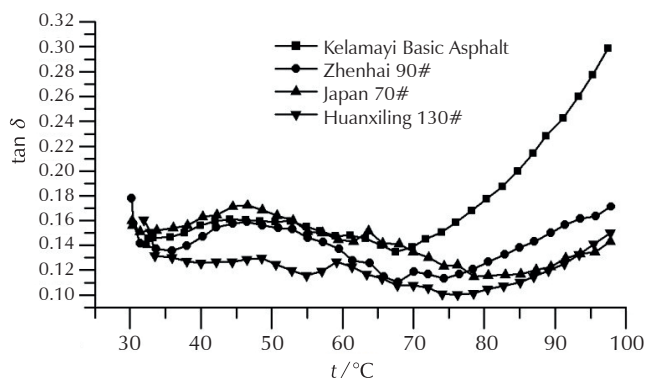


Fig. 3 – Temperature- $\tan \delta$ curve for different asphalts
 Slika 3 – Temperaturna ovisnost $\tan \delta$ različitih asfalta

Analysis of low temperature performance

Generally, asphalt with higher penetration has better crack resistance at low temperature. Some researchers have pointed out that the asphalt has a glass-transition temperature (t_g). Asphalt has a larger viscosity between the soft point temperature and t_g but becomes stiff and brittle under t_g . Therefore, t_g can be taken as an evaluation index of low temperature performance.^{20,21} Fig. 4 shows the DSC curves of the four kinds of asphalt.

In Fig. 4, an endothermic peak appears at -50 °C – -10 °C, which means that the asphalt changes from glassy state to viscous liquid state. The endothermic peak at -50 °C – -10 °C is related to the dissolution of some ingredients in the asphalt. Also, a peak appears at 5 °C, which is caused by some wax existing in the asphalt. The data of t_g and penetration value of four kinds of asphalt are listed in Table 3.

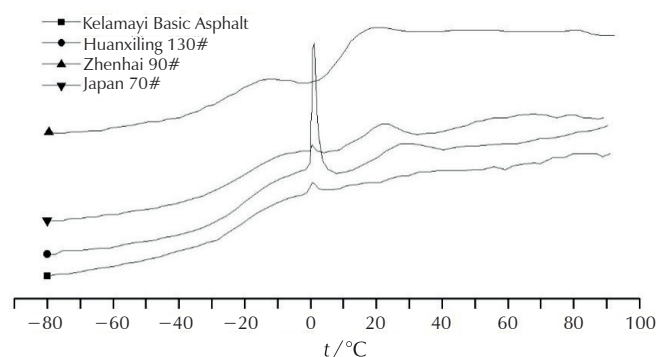


Fig. 4 – DSC curve of different original asphalts
 Slika 4 – DSC-krivulje različitih asfalta

Table 3 – Glass-transition temperature and penetration of different original asphalts

Tablica 3 – Staklište i dubina prodiranja različitih asfalta

Asphalt Asfalt	$t_g/^\circ\text{C}$	Penetration/ 10^{-1} mm Dubina prodiranja/ 10^{-1} mm
Huanxiling 130#	-19.94	156
Kelamayi Basic Asphalt	-20.34	90
Zhenhai 90#	-21.13	95
Japan 70#	-21.34	78

Gray correlation analyses

Gray correlation method can be used to deal with the finite and seemingly irregular data, thus to find the system intrinsic characteristics. The basic idea of this method is to judge whether the relationship of parameters is close according to similarity degree of parametric curves. As the shape of the curves is more similar, the correlation degree is higher. The similarity degree can be described by correlation degree. Higher correlation degree represents greater effect of the factor on the results.^{22,23}

Correlation analysis of four fractions of asphalt

The ratio of aromatic nucleus content of surface to interior, and the content of four fractions was taken as reference sequence and comparative sequence respectively. The initial results analysed by correlation method are shown in Table 4. Table 5 lists the calculation results of difference value for each influence factor. Table 6 shows the calculation results of gray correlation coefficient. As shown in Table 6, the content of resin has the greatest correlation degree, followed by that of saturate, aromatics and asphaltene.

From the above analysis, it can be concluded that saturates and resins have high correlation and play an important role in balancing the colloid structure of asphalt. The reason being that the content of saturates has a relationship with the content of C-C on the surface, and resin is like a bridge in forming the colloid structure. The content of resins decides how much the content of aromatics and saturates is needed to maintain the colloid structure. In addition, the characteristic of asphaltene is not only affected by the colloid characteristic, but also by the content of polar group, so the correlation degree of asphaltene content and colloid characteristics is the lowest.

Table 4 – Initiation of test results

Tablica 4 – Iniciranje rezultata ispitivanja

Asphalt Asfalt	Peak area ratio Omjer površina signala	Saturates Zasićeni	Aromatics Aromatski	Resins Smole	Asphaltenes Asfalteni
Huanxiling 130#	1.00	1.00	1.00	1.00	1.00
Kelamayi Basic Asphalt	0.94	0.97	1.04	1.09	0.00
Zhenhai 90#	0.61	0.60	1.54	0.66	3.09
Japan 70#	0.47	0.78	1.29	0.85	1.85

Table 5 – Difference value list for each influence factor

Tablica 5 – Popis razlikovnih vrijednosti za svaki čimbenik utjecaja

Asphalt Asfalt	Saturates Zasićeni	Aromatics Aromatski	Resins Smole	Asphaltenes Asfalteni
Huanxiling 130#	0	0	0	0
Kelamayi Basic Asphalt	0.03	0.1	0.14	0.94
Zhenhai 90#	0.31	0.82	0.39	1.39
Japan 70#	0.02	0.93	0.05	2.47

Table 6 – Grey correlation degree coefficient for each influence factor

Tablica 6 – Stupanj korelacije za svaki čimbenik utjecaja

Asphalt Asfalt	Saturates Zasićeni	Aromatics Aromatski	Resins Smole	Asphaltenes Asfalteni
Huanxiling 130#	1.00	1.00	1.00	1.00
Kelamayi Basic Asphalt	0.98	0.95	0.93	0.67
Zhenhai 90#	0.86	0.70	0.83	0.58
Japan 70#	0.99	0.68	0.97	0.44
correlation degree stupanj korelacije	0.96	0.83	0.94	0.67

Table 7 – Gray correlation degree of different high temperature performance indexes
 Tablica 7 – Stupanj korelacije različitih indeksa visokotemperaturnih radnih svojstava

Asphalt Asfalt	Average of $\tan \delta$ Prosjek $\tan \delta$ (30 °C – 70 °C)	Slope of $\tan \delta$ Nagib $\tan \delta$ (70 °C – 90 °C)	Average of G^* Prosjek G^* (30 °C – 70 °C)	Slope of G^* Nagib G^* (70 °C – 90 °C)
Huanxiling 130#	1.00	1.00	1.00	1.00
Kelamayi Basic Asphalt	0.93	0.55	1.00	0.62
Japan 70#	0.89	0.86	0.89	0.86
Zhenhai 90#	0.88	0.38	0.87	0.33
correlation degree stupanj korelacije	0.93	0.70	0.94	0.70

Table 8 – Gray correlation degree of different low temperature performance indexes
 Tablica 8 – Stupanj korelacije različitih indeksa niskotemperaturnih radnih svojstava

Asphalt Asfalt	Huanxiling 130#	Kelamayi Basic Asphalt	Japan 70#	Zhenhai 90#	Correlation degree Stupanj korelacije
penetration dubina prodiranja	1.00	0.90	0.93	0.82	0.91
t_g	1.00	0.98	0.89	0.87	0.93

Correlation of high temperature performance

In the analysis of grey correlation, the index of colloidal structure was chosen as reference sequence, and the complex G^* and $\tan \delta$ as comparative sequence. Among them, the respective average value of G^* and $\tan \delta$ ranging from 30 °C to 70 °C was taken as reference sequence, which represents one performance index of asphalt under this temperature range. The average of G^* and $\tan \delta$ between 30 °C to 70 °C can reflect the average performance of asphalt in this temperature range. The curve rises to the temperature of 70 °C – 90 °C, so the slope of G^* and $\tan \delta$ at 70 °C – 90 °C was considered as another performance index of asphalt. The slope of G^* and $\tan \delta$ can reflect the changes of asphalt performance at high temperatures.

The calculation process of grey correlation analysis is the same as above. The calculation results are shown in Table 7. It can be seen that G^* and $\tan \delta$ have good correlation with the index of colloidal structure at the temperature of 30 °C – 70 °C but poor correlation at 70 °C – 90 °C. The analysis indicates that at high temperatures, it is necessary to search for other indexes to characterize the colloidal structure.

Correlation analysis of low temperature performance

The colloid characteristics are taken as reference sequence, and the data of penetration and t_g are taken as comparative sequence. The analysis process is the same as above, and the results are shown in Table 8. It can be seen that the data of penetration and t_g have a good correlation with colloid characteristics index, which indicates that low temperature performance has a good correlation with colloid characteristics index. Also, the t_g value has higher cor-

relation degree than penetration, which shows that t_g can better reflect the structure characteristics of asphalt than penetration value.

Conclusion

The characteristics of colloidal structure of asphalt were analysed by ATR and the ratio of the aromatics content on the surface to that in the interior was taken as an evaluation index of colloidal structure. Gray correlation method was used to analyse the correlation degree of the index and chemical fraction and performance of asphalt. Conclusions can be drawn as follows:

The correlation degree of index of colloidal structure and the content of four fractions of asphalt from the largest to smallest is the content of saturates, resins, aromatics and asphaltenes, meaning that saturates and resins are an important factor in forming the colloidal structure.

The index of colloidal structure has a good correlation with G^* and $\tan \delta$ at the temperature of 30 – 70 °C but poor correlation at 70 – 90 °C.

The index of colloidal structure has a good correlation with low temperature performance of asphalt, and the results show t_g can better reflect the characteristics of colloidal structure than penetration value.

Part of chemical fraction and performance indexes has a good correlation with the index of colloidal structure, indicating that asphalt is a complex structure system and needs to be characterized by more evaluation indexes.

List of symbols and abbreviations

Popis simbola i kratica

A	– apsorbance – apsorbancija
G^*	– complex modulus, MPa – kompleksni modul, MPa
t_g	– glass-transition temperature, °C – staklište, °C
w	– mass fraction, % – maseni udjel, %
δ	– phase angle, ° – fazni kut, °
AFM	– atomic force microscopy – mikroskopija atomskih sila
ATR	– attenuated total reflection – prigušena potpuna refleksija
DMTA	– dynamic mechanical thermal analysis – dinamomehanička termička analiza
DSC	– differential scanning calorimetry – diferencijalna pretražna kalorimetrija
SANS	– small angle neutrons scattering – neutronska raspršenje pod malim kutom
SARA	– fractionation into saturates, aromatics, resins, and asphaltenes – odjeljivanje na zasićene spojeve, aromatske, smole i asfaltene
SAXS	– small angle X-ray scattering – raspršenje rendgenskih zraka pod malim kutom
SEM	– scanning electron microscopy – pretražna elektronska mikroskopija

References

Literatura

1. D. A. Anderson, M. O. Marasteanu, Physical hardening of asphalt binders relative to their glass transition temperatures, *Transport. Res. Rec.* **1661** (1999) 27–34, doi: <http://dx.doi.org/10.3141/1661-05>.
2. H. U. Bahia, D. A. Anderson, Glass Transition Behavior and Physical Hardening of Asphalt Binders (with discussion), *J. Assoc. Asphalt. Pav.* **62** (1993) 93–129.
3. A.N. Bodan, Polyquasispherical structure of petroleum asphalts, *Chem. Tech. Fuels Oils* **18** (1982) 614–618, doi: <http://dx.doi.org/10.1007/BF00725579>.
4. M. Chabot, T. Hoang, H. A. Al-Abadleh, ATR-FTIR studies on the nature of surface complexes and desorption efficiency of p-arsanilic acid on iron (oxyhydr) oxides, *Environ. Sci. Technol.* **43** (2009) 3142–3147, doi: <http://dx.doi.org/10.1021/es803178f>.
5. L. W. Corbett, Composition of asphalt based on generic fractionation, using solvent deasphalting, elution-adsorption chromatography, and densimetric characterization, *Anal. Chem.* **41** (1969) 576–579, doi: <http://dx.doi.org/10.1021/ac60273a004>.
6. A. Eckert, The application of Iatroscan-technique for analysis of bitumen, *Petrol. Coal* **43** (2001) 51–53.
7. A. Jäger, R. Lackner, C. Eisenmenger-Sittner, R. Blab, Identification of microstructural components of bitumen by means of atomic force microscopy (AFM), *Proc. Appl. Math. Mech.* **4** (2004) 400–401, doi: <http://dx.doi.org/10.1002/pamm.200410181>.
8. R. Karlsson, U. Isacsson, Application of FTIR-ATR to characterization of bitumen rejuvenator diffusion, *J. Mater. Civil. Eng.* **15** (2003) 157–165, doi: [http://dx.doi.org/10.1061/\(ASCE\)0899-1561\(2003\)15:2\(157\)](http://dx.doi.org/10.1061/(ASCE)0899-1561(2003)15:2(157)).
9. J. A. Koots, J. G. Speight, Relation of petroleum resins to asphaltenes, *Fuel* **54** (1975) 179–184, doi: [http://dx.doi.org/10.1016/0016-2361\(75\)90007-1](http://dx.doi.org/10.1016/0016-2361(75)90007-1).
10. C. Lin, Use of the Taguchi method and grey relational analysis to optimize turning operations with multiple performance characteristics, *Mater. Manuf. Process.* **19** (2004) 209–220, doi: <http://dx.doi.org/10.1081/AMP-120029852>.
11. C. Lin, J. Lin, T. Ko, Optimisation of the EDM process based on the orthogonal array with fuzzy logic and grey relational analysis method, *Int. J. Adv. Manuf. Tech.* **19** (2002) 271–277, doi: <http://dx.doi.org/10.1007/s001700200034>.
12. L. Loeber, O. Sutton, J. Morel, J. M. Valleton, G. Muller, New direct observations of asphalts and asphalt binders by scanning electron microscopy and atomic force microscopy, *J. Microsc.* **182** (1996) 32–39, doi: <http://dx.doi.org/10.1046/j.1365-2818.1996.134416.x>.
13. J. F. Masson, V. Leblond, J. Margeson, Bitumen morphologies by phase – detection atomic force microscopy, *J. Microsc.* **221** (2006) 17–29, doi: <http://dx.doi.org/10.1111/j.1365-2818.2006.01540.x>.
14. J. F. Masson, V. Leblond, J. Margeson, S. Bundalo-Perc, Low-temperature bitumen stiffness and viscous paraffinic nano- and micro- domains by cryogenic AFM and PDM, *J. Microsc.* **227** (2007) 191–202, doi: <http://dx.doi.org/10.1111/j.1365-2818.2007.01796.x>.
15. L. Michon, D. Martin, J.-P. Planche, B. Hanquet, Estimation of average structural parameters of bitumens by ^{13}C nuclear magnetic resonance spectroscopy, *Fuel* **76** (1997) 9–15, doi: [http://dx.doi.org/10.1016/S0016-2361\(96\)00184-6](http://dx.doi.org/10.1016/S0016-2361(96)00184-6).
16. S. Priyanto, G. A. Mansoori, A. Suwono, Measurement of property relationships of nano-structure micelles and coacervates of asphaltene in a pure solvent, *Chem. Eng. Sci.* **56** (2001) 6933–6939, doi: [http://dx.doi.org/10.1016/S0009-2509\(01\)00337-2](http://dx.doi.org/10.1016/S0009-2509(01)00337-2).
17. J.-N. Roux, D. Broseta, B. Demé, SANS study of asphaltene aggregation: Concentration and solvent quality effects, *Langmuir* **17** (2001) 5085–5092, doi: <http://dx.doi.org/10.1021/la0101651>.
18. J. D. Schuttlefield, V. H. Grassian, ATR-FTIR Spectroscopy in the Undergraduate Chemistry Laboratory. Part I: Fundamentals and Examples, *J. Chem. Educ.* **85** (2008) 279, doi: <http://dx.doi.org/10.1021/ed085p279>.
19. A. Shenoy, Prediction of high temperature rheological properties of aged asphalts from the flow data of the original unaged samples, *Constr. Build. Mater.* **16** (2002) 509–517, doi: [http://dx.doi.org/10.1016/S0950-0618\(02\)00030-2](http://dx.doi.org/10.1016/S0950-0618(02)00030-2).
20. J. Speight, Petroleum Asphaltene-Part 1: Asphaltene, resins and the structure of petroleum, *Oil Gas Sci. Technol.* **59** (2004) 467–477, doi: <http://dx.doi.org/10.2516/ogst.2004032>.
21. K. D. Stuart, W. S. Mogawer, Validation of asphalt binder and mixture tests that predict rutting susceptibility using the Federal Highway Administration's Accelerated Loading Facility (with discussion), *J. Assoc. Asphalt. Pav.* **66** (1997) 109–152.
22. F. H. Tay, S. G. Kazarian, Study of petroleum heat-exchanger deposits with ATR-FTIR spectroscopic imaging, *Energ. Fuel.* **23** (2009) 4059–4067, doi: <http://dx.doi.org/10.1021/ef900304v>.
23. T. F. Yen, The colloidal aspect of a macrostructure of petroleum asphalt, *Fuel Sci. Technol. Int.* **10** (1992) 723–733, doi: <http://dx.doi.org/10.1080/08843759208916018>.

SAŽETAK

Korelacijska analiza koloidne strukture i kemijskog sastava asfalta te njegovih radnih svojstava

Yunbo Lei,^a Xuejuan Cao^{b*} i Yongjie Ding^c

Asfalt se smatra koloidnim materijalom i zato je važno proučiti odnos između koloidne strukture, kemijskog sastava i svojstava. Kao indeks koloidne strukture uzet je sadržaj aromatskih jezgri asfalta na različitim dubinama analiziran prigušenom potpunom refleksijom (ATR). Za analizu odnosa koloidne strukture i kemijskog sastava asfaltnog gela te svojstava upotrijebljena je siva korelacija. Rezultati pokazuju da je korelacija između razina indeksa koloidne strukture, zasićenih ugljikovodika i smola visoka, što dokazuje da zasićenost i smole igraju važnu ulogu u koloidnoj strukturi asfalta. S obzirom na indekse svojstava asfalta, kompleksni modul G^* i tangens faznog kuta dobro koreliraju s indeksom koloidne strukture pri temperaturama od 30 do 70 °C, ali loše koreliraju pri temperaturama od 70 do 90 °C. Svojstva na niskim temperaturama povezana su s indeksom koloidne strukture i staklište može bolje odražavati karakteristike koloidne strukture. Analiza pokazuje da je koloidna struktura asfalta kompleksan sustav, pa je za određivanje radnih svojstava potrebno upotrijebiti više višestrukih indeksa od jednog indeksa.

Ključne riječi

Asfalt, koloidna struktura, siva korelacija, kemijski sastav

^a Department of Architecture & Civil Engineering,
Institute of Logistics Engineering of PLA,
401 311 Chongqing, Kina

^b School of Civil Engineering, Chongqing
Jiaotong University, 400 074 Chongqing, Kina

^c Department of Civil and Environment
Engineering, The University of Tennessee,
37 996 Tennessee, SAD

Izvorni znanstveni rad
Prispjelo 21. listopada 2014.
Prihvaćeno 10. prosinca 2014.